



District Report Card: 2017


State: Jammu And Kashmir	District: Samba
Class: 5	Subject: Language
Schools: 60	Students: 450


Participation/Coverage


Students

<div>GENDER</div> <div></div>	Boys		Girls	
	Number	%	Number	%
	229	50.89	221	49.11

<div>AREA</div> <div></div>	Rural		Urban	
	Number	%	Number	%
	416	92.44	34	7.56

<div>CATEGORY</div> <div></div>	SC		ST		OBC		GEN	
	Number	%	Number	%	Number	%	Number	%
	242	53.78	75	16.67	45	10.00	88	19.56

<div>CWSN</div> <div></div>	LD	VI	HI	S&LD	ID	Oth
	2	1	0	1	0	1

<div>Management</div> <div></div>	Government		Government-aided	
	Number	%	Number	%
	450	100.00	0	0.00

Average Performance of Students in Language (%)

Overall	Gender		Area		Management		Social Group			
	Male	Female	Rural	Urban	Govt.	Aided	SC	ST	OBC	GEN
58.53	59.45	57.59	59.87	42.16	58.53	0.00	60.11	56.00	56.30	57.50

Performance on Learning Outcomes (LOs)

Learning Outcomes	Description	Average Performance(%)
L504	Reads and comprehends independently storybooks, news items/ headlines, advertisements etc.	54.93
L508	Reads text with comprehension, locates details and sequence of events	60.33

Range of Performance of Students who Answered Correctly							
Below 30%		30% - 50%		50% - 75%		Above 75%	
Number	%	Number	%	Number	%	Number	%
54	12.00	105	23.33	176	39.11	115	25.56

Lowest Performing Learning Outcomes (LOs)

- 1 - Reads and comprehends independently storybooks, news items/ headlines, advertisements etc. (54.93)
- 2 - Reads text with comprehension, locates details and sequence of events (60.33)